




# Guide

## Using the Communities



# Accessing the communities

You can access the communities page in different ways.



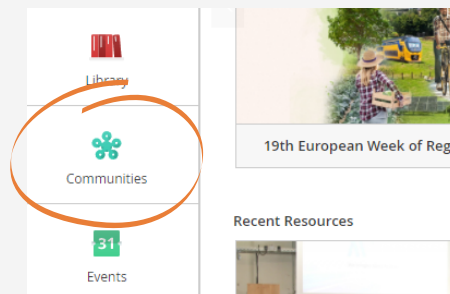
Look out for this logo!




## ✓ From the launchpad

When you log in you can click on the links to the communities.

## ✓ From the home page

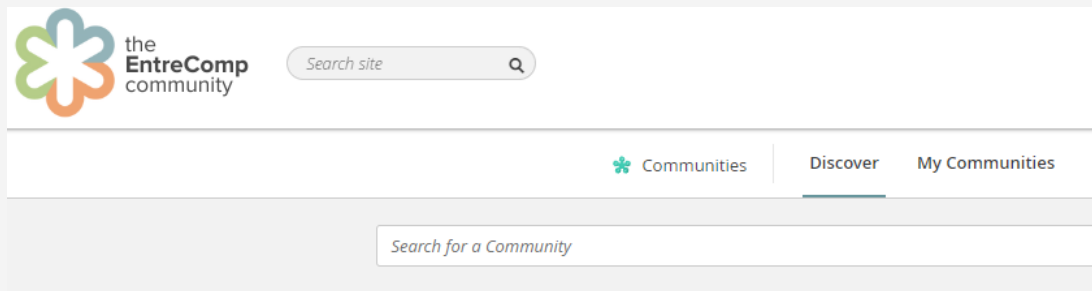


## ✓ From the Apps menu



# Joining a Community

There are Communities by themes, projects or region and all users are added to one global Community called "The EntreComp Community"



## Discover

You can request to join any Community that you wish to be part of and engage in.

## My Communities

Here you can see all the Communities you are part of.

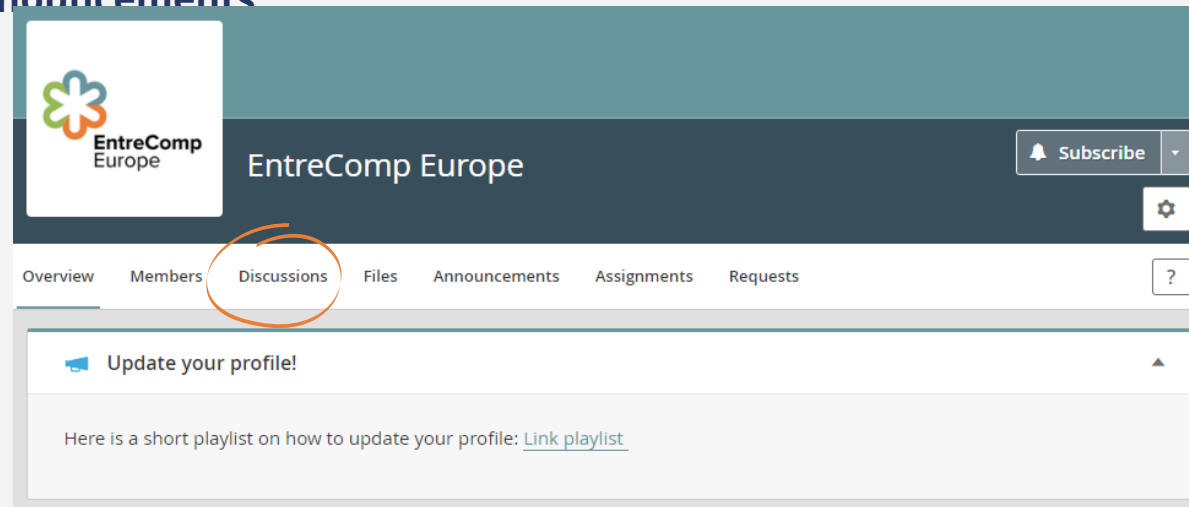
## Search for a Community

Interested in a specific theme or region? Find out if a Community already exists!

**If you want to suggest a Community, please reach out to us via [entrecomp@bantani.com](mailto:entrecomp@bantani.com)**

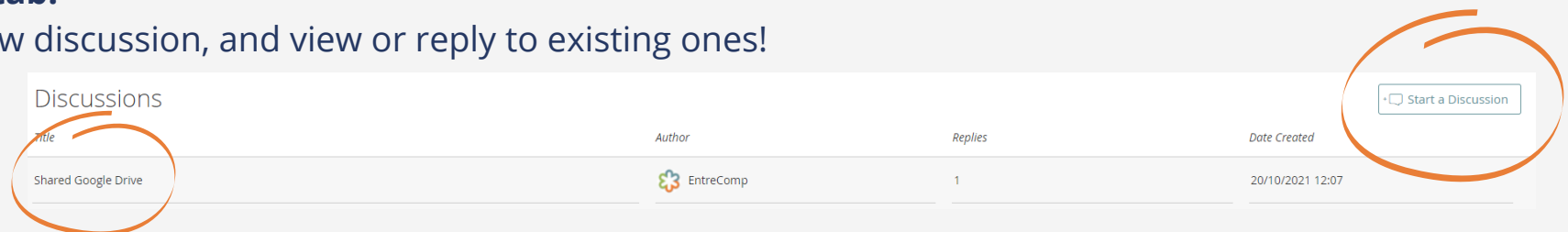
# In the Community

In a Community you can connect with other users, interact through **Discussions**, share **Files** and see **Announcements**




## The Discussions tab:

You can start a new discussion, and view or reply to existing ones!



## Share the link

You can share the link to other people that would be interested in joining the Community!



## Your space

- To share your work and events
- To engage with other users
- To share relevant resources from the library with the Community
- To stay updated on the new development of the EntreComp Community platform!

